

382

Valvole a sfera maschio/femmina

Male/female ball valves

PN5

MADE IN ITALY

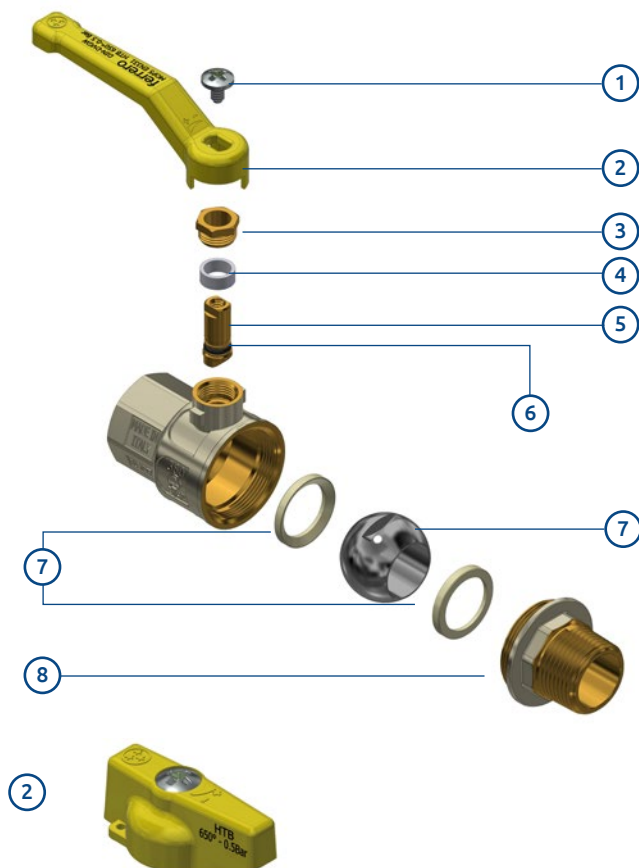


- Valvole a sfera in ottone nichelate sulla superficie esterna.
- Installazione in impianti di distribuzione del gas della 1^a - 2^a - 3^a famiglia.

- *Brass ball valves nickel-plated on the external surface.*
- *Suitable for 1st - 2nd - 3rd family gas distribution systems.*

- Pressione di esercizio: 5 bar.
- Temperatura di esercizio: -20°C + 60°C (gelo escluso).
- Filetti:
 - cilindrici secondo norma ISO 228-1 (corpo).
 - conico secondo norma ISO 7/1 (manicotto).
- Tenuta sull'asta:
 - da 1/2" a 2" asta assemblata dall'interno con 1 OR in VITON, premistoppa in PTFE e regolabile con ghiera.
 - 1/4" e 3/8" asta assemblata dall'esterno con premistoppa in PTFE e ghiera regolabile.
- Tenuta sulla sfera con 2 sedi in PTFE.
- Passaggio totale.

- *Working pressure: 5 bar.*
- *Working temperature: -20°C + 60°C (excluding frost).*
- *Threads:*
 - *cylindrical threads according to ISO 228-1 (body).*
 - *conical thread according to ISO 7/1 (end adaptor).*
- *Seal on the stem:*
 - *from 1/2" to 1" 1/4 stem assembled from inside with 1 OR in VITON, PTFE gasket and adjustable screw gland.*
 - *1/4" and 3/8" stem assembled from outside with PTFE gasket and adjustable screw gland.*
- *Seal on the ball with 2 gaskets in PTFE.*
- *Full port.*

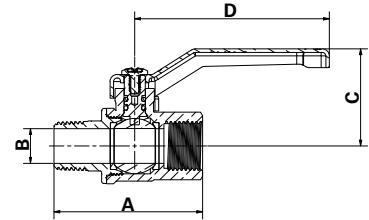


1. Vite in acciaio AISI 430.
2. Leva in acciaio o manopola in alluminio.
3. Ghiera in CW614N UNI EN 12164.
4. Anello premistoppa in PTFE.
5. Asta in CW614N UNI EN 12164.
6. O-ring in FKM.
7. Corpo valvola CW617N UNI EN 12165 nichelato sulla superficie esterna.
8. Sede in PTFE.
9. Sfera in CW617N UNI EN 12165 cromata.
10. Manicotto in CW617N UNI EN 12165 nichelato sulla superficie esterna.

1. *Steel AISI 430 screw.*
2. *Drawn steel lever handle or aluminium knob.*
3. *CW614N UNI EN 12164 packing gland*
4. *PTFE ring seal.*
5. *CW614N UNI EN 12164 stem.*
6. *FKM O-ring.*
7. *Body valve CW617N UNI EN 12165 nickel-plated on external surface*
8. *PTFE gasket.*
9. *CW617N UNI EN 12165 chrome-plated ball.*
10. *End adaptor CW617N UNI EN 12165 nickel-plated on external.*



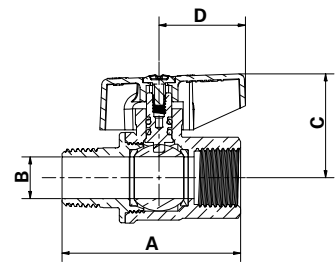
Con leva in acciaio imbutita
With drawn steel lever



Attacchi Connections	Codice prodotto Product code	PN	A ±1mm	B mm	C mm	D mm	Conf. num. pezzi Pack. num. pieces
1/4"	382B14G1G	5	48	11	44	83	12/144
3/8"	382C38G1G	5	48	11	44	83	12/144
1/2"	382D12G1G	5	58	15	45	83	10/120
3/4"	382E34G1G	5	66	20	48	83	6/72
1"	382F001G1G	5	80	25	68	90	4/48
1" 1/4	382G114G1G	5	97	32	73	90	10
1" 1/2	382H112G1G	5	107	40	82	160	10
2"	382I002G1G	5	131	50	90	160	10



Con manopola in alluminio
With aluminium knob



Attacchi Connections	Codice prodotto Product code	PN	A ±1mm	B mm	C mm	D mm	Conf. num. pezzi Pack. num. pieces
1/4"	382B14G2G	5	48	11	34	31,5	12/144
3/8"	382C38G2G	5	48	11	34	31,5	12/144
1/2"	382D12G2G	5	58	15	40	31,5	10/120
3/4"	382E34G2G	5	66	20	43,5	31,5	6/72
1"	382F001G2G	5	80	25	54	42,5	4/48
1" 1/4	382G114G2G	5	97	32	68	42,5	10