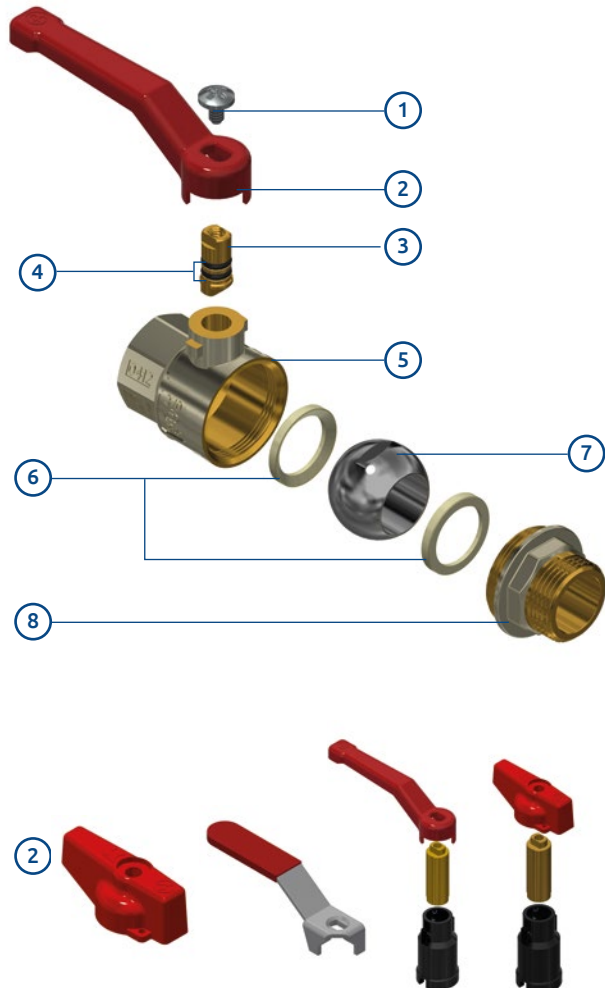


**372****Valvole a sfera maschio/femmina***Male/female ball valves***PN25**

- Valvole a sfera in ottone, nichelate solo sulla superficie esterna.
- Per impianti idrotermosanitari (adatte al consumo di acqua potabile secondo le recenti normative Europee).
- Installazione in impianti di riscaldamento industriale, civile, impianti pneumatici, per fluidi non aggressivi.
- Installazione in impianti di media pressione di distribuzione acqua.
- *Brass ball valves, nickel-plated only on the external surface.*
- *For hydro-thermo-sanitary systems (domestic water consumption according to recent European regulations).*
- *Installation in industrial and civil heating systems, pneumatic systems and for non-aggressive fluids.*
- *Installation in medium pressure water distribution systems.*

- Pressione di esercizio: 25 bar.
- Temperatura di esercizio: -20°C +130°C (gelo escluso).
- Filetti cilindrici secondo norma ISO 228-1.
- Tenuta sull'asta: asta assemblata dall'interno con 2 OR in EPDM Perox.
- Tenuta sulla sfera con 2 sedi in PTFE.
- Passaggio totale (solo valvole da 2" passaggio standard).

- *Working pressure: 25 bar.*
- *Working temperature: -20°C +130°C (excluding frost).*
- *Cylindrical threads according to ISO 228-1.*
- *Seal on stem: stem assembled from inside with 2 OR in EPDM Perox.*
- *Seal on the ball with 2 gaskets in PTFE.*
- *Full port (standard port only 2" valves).*

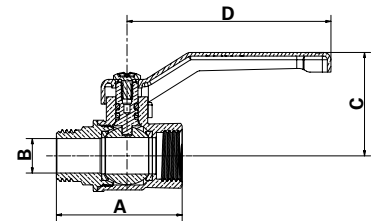


1. Vite in acciaio AISI 430.
2. Leva in acciaio, oppure:
 - manopola in alluminio;
 - leva piatta in acciaio o in acciaio inox AISI 430;
 - leva in acciaio o manopola in alluminio con prolunga in ottone CW617N UNI EN 12165 nichelato e canotto in plastica PA6 caricata 50% fibra di vetro.
3. Asta in CW614N UNI EN 12164.
4. O-ring in EPDM PEROX.
5. Corpo valvola CW617N UNI EN 12165 nichelato solo sulla superficie esterna.
6. Sede in PTFE.
7. Sfera in CW617N UNI EN 12165 cromata.
8. Manicotto CW617N UNI EN 12165 nichelato solo sulla superficie esterna.

1. *Steel AISI 430 screw.*
2. *Drawn steel lever handle or:*
 - *aluminium knob;*
 - *steel or AISI 430 stainless steel flat lever;*
 - *steel lever or aluminium knob with extension stem in brass CW617N UNI EN 12165 nickel-plated and external extension in plastic PA6 50% fiberglass loaded.*
3. *CW614N UNI EN 12164 stem.*
4. *EPDM Perox O-ring.*
5. *CW617N UNI EN 12165 body valve, nickel-plated only on the external surface.*
6. *PTFE gasket.*
7. *CW617N UNI EN 12165 chrome-plated ball.*
8. *CW617N UNI EN 12165 end adaptor, nickel-plated only on the external surface.*



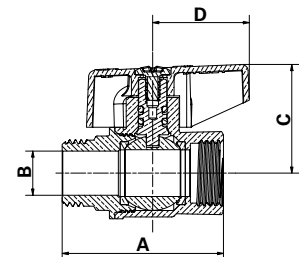
Con leva in acciaio imbutita
With drawn steel lever



Attacchi Connections	Codice prodotto Product code		PN	A ±1mm	B mm	C mm	D mm	Conf. num. pezzi Pack. num. pieces
3/8"	372C3/8G1R	372C3/8G1B	25	48	11	40	83	15/180
1/2"	372D1/2G1R	372D1/2G1B	25	51	15	42	83	12/144
3/4"	372E3/4G1R	372E3/4G1B	25	56,5	20	46,5	83	8/96
1"	372F001G1R	372F001G1B	25	68,5	25	66,5	90	4/48
1" 1/4	372G11/4G1R	372G11/4G1B	25	77,5	32	71	90	15
1" 1/2	372H11/2G1R	372H11/2G1B	25	86,5	40	78	90	10
2"	372I002G1R	372I002G1B	25	103	45	87	160	10



Con manopola in alluminio
With aluminium knob

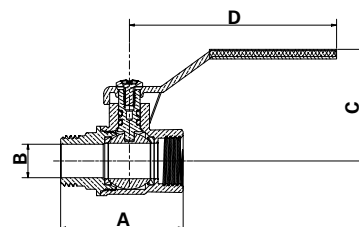


Attacchi Connections	Codice prodotto Product code		PN	A ±1mm	B mm	C mm	D mm	Conf. num. pezzi Pack. num. pieces
3/8"	372C3/8G2R	372C3/8G2B	25	48	11	34	31,5	15/180
1/2"	372D1/2G2R	372D1/2G2B	25	51	15	37	31,5	12/144
3/4"	372E3/4G2R	372E3/4G2B	25	56,5	20	39	31,5	10/120
1"	372F001G2R	372F001G2B	25	68,5	25	54	42,5	4/48
1" 1/4	372G11/4G2R	372G11/4G2B	25	77,5	32	59	42,5	15



Con leva piatta in acciaio

With steel flat lever

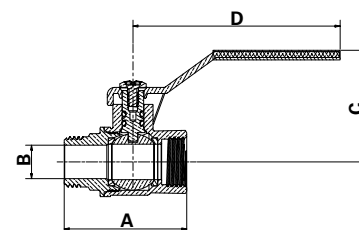


Attacchi Connections	Codice prodotto Product code	PN	A ±1mm	B mm	C mm	D mm	Conf. num. pezzi Pack. num. pieces
3/8"	372C3/8G3R	25	48	11	44	86,5	12/144
1/2"	372D1/2G3R	25	51	15	46,5	86,5	12/144
3/4"	372E3/4G3R	25	56,5	20	50	86,5	8/96
1"	372F001G3R	25	68,5	25	64,5	114	3/36
1" 1/4	372G11/4G3R	25	77,5	32	70	114	15
1" 1/2	372H11/2G3R	25	86,5	40	76	114	10
2"	372I002G3R	25	103	45	84	132	8



Con leva piatta in acciaio INOX AISI 430

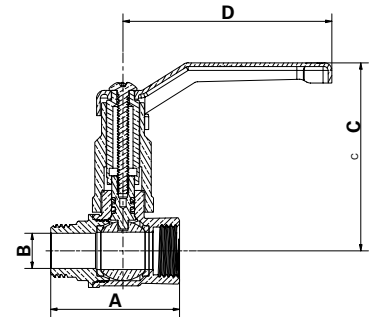
With INOX AISI 430 steel flat lever



Attacchi Connections	Codice prodotto Product code	PN	A ±1mm	B mm	C mm	D mm	Conf. num. pezzi Pack. num. pieces
3/8"	372C3/8G4R	25	48	11	44	86,5	12/144
1/2"	372D1/2G4R	25	51	15	46,5	86,5	12/144
3/4"	372E3/4G4R	25	56,5	20	50	86,5	8/96
1"	372F001G4R	25	68,5	25	64,5	114	3/36
1" 1/4	372G11/4G4R	25	77,5	32	70	114	15
1" 1/2	372H11/2G4R	25	86,5	40	76	114	10
2"	372I002G4R	25	103	45	84	132	8



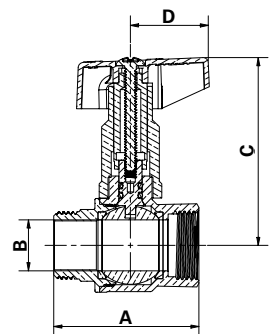
Con prolunga e leva in acciaio imbutita
With extension stem and steel lever



Attacchi Connections	Codice prodotto Product code		PN	A ±1mm	B mm	C mm	D mm	Conf. num. pezzi Pack. num. pieces
1/2"	372D1/2G1RFM	372D1/2G1BFM	25	51	15	75	83	40
3/4"	372E3/4G1RF	372E3/4G1BF	25	56,5	20	78	83	30
1"	372F001G1RF	372F001G1BF	25	68,5	25	104	90	30
1" 1/4	372G11/4G1RF	372G11/4G1BF	25	77,5	32	109,5	90	20
1" 1/2	372H11/2G1RF	372H11/2G1BF	25	86,5	40	116	90	16
2"	372I002G1RF	372I002G1BF	25	103	45	137	160	10



Con prolunga e manopola in alluminio
With extension stem and aluminium knob



Attacchi Connections	Codice prodotto Product code		PN	A ±1mm	B mm	C mm	D mm	Conf. num. pezzi Pack. num. pieces
1/2"	372D1/2G2RFM	372D1/2G2BFM	25	51	15	69	31,5	40
3/4"	372E3/4G2RF	372E3/4G2BF	25	56,5	20	71	31,5	30
1"	372F001G2RF	372F001G2BF	25	68,5	25	76,5	42,5	30
1" 1/4	372G11/4G2RF	372G11/4G2BF	25	77,5	32	101,5	42,5	20